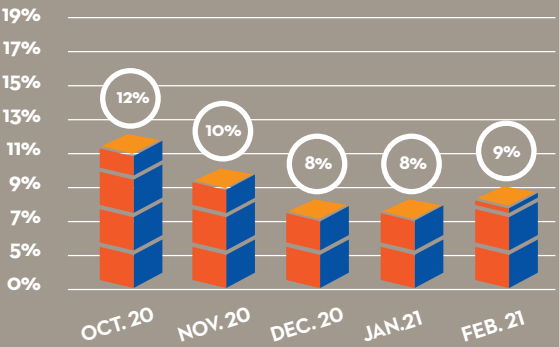


# DOWNTOWN PITTSBURGH REACTIVATION METRICS

DATA AS OF  
3/16/21

## DOWNTOWN OFFICE BUILDING OCCUPANCY

OCCUPANCY



Source: Pittsburgh Downtown Partnership (PDP), Downtown property owners and managers  
Note: Data is subject to change from month to month as new properties are added to the survey.

## DOWNTOWN BUS RIDERSHIP

UNLINKED PASSENGER TRIPS



Source: Port Authority of Allegheny County.

## ESTIMATED VISITORS

### MARKET SQUARE

Visitors for February 2021:  
**97,600**  
-59% vs. February 2020

-3%  
Compared to January 2021

Source: Placer.ai

### CULTURAL TRUST

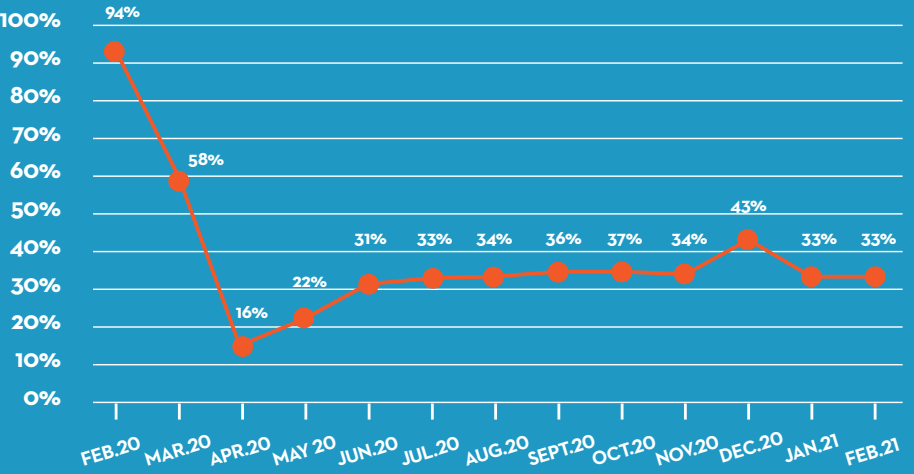
Visitors for February 2021:  
**123,000**  
-83% vs. February 2020

-12%  
Compared to January 2021

Source: Placer.ai

## PPA DOWNTOWN PARKING GARAGE UTILIZATION

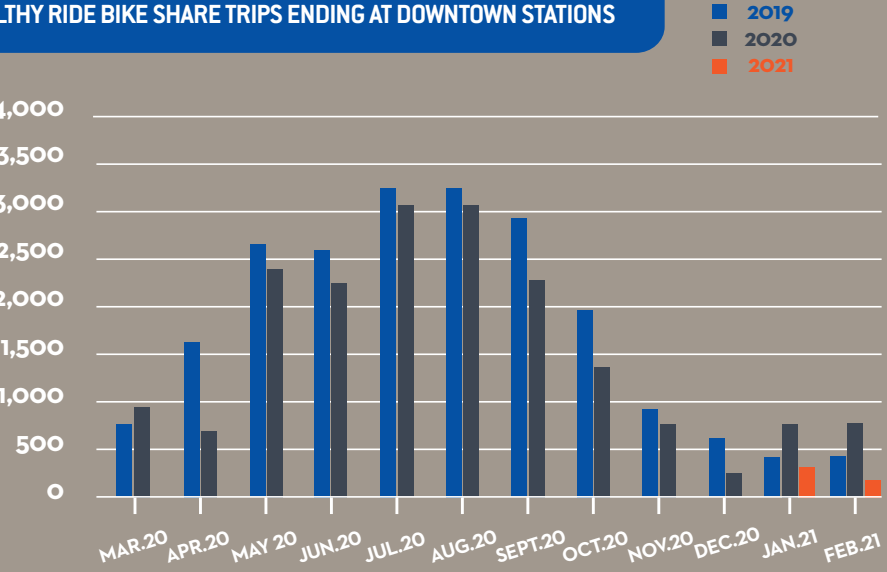
UTILIZATION



Source: Pittsburgh Parking Authority, Monthly Garage Utilization Rates (average of 11:00 a.m. and 2:00 p.m. utilization rates)

## HEALTHY RIDE BIKE SHARE TRIPS ENDING AT DOWNTOWN STATIONS

TRIPS



Source: Healthy Ride Bike Share

REFORGE  
DOWNTOWN



PITTSBURGH  
DOWNTOWN  
PARTNERSHIP