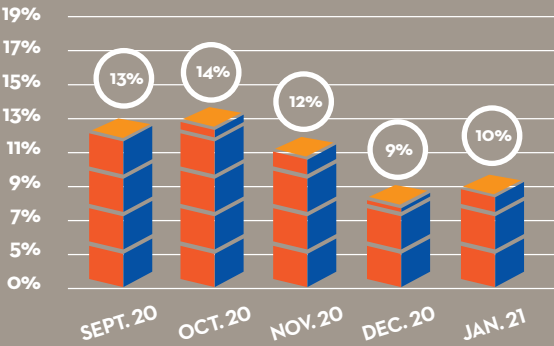


DOWNTOWN PITTSBURGH REACTIVATION METRICS

DATA AS OF
2/15/21

DOWNTOWN OFFICE BUILDING OCCUPANCY

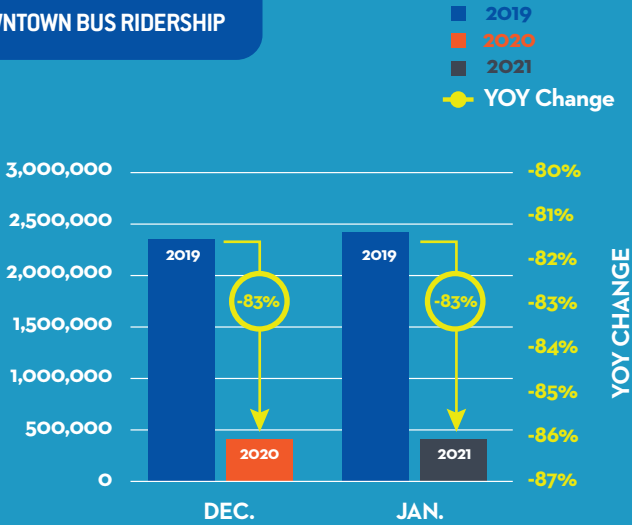
OCCUPANCY



Source: Pittsburgh Downtown Partnership (PDP), Downtown property owners and managers
Note: Data is subject to change from month to month as new properties are added to the survey.

DOWNTOWN BUS RIDERSHIP

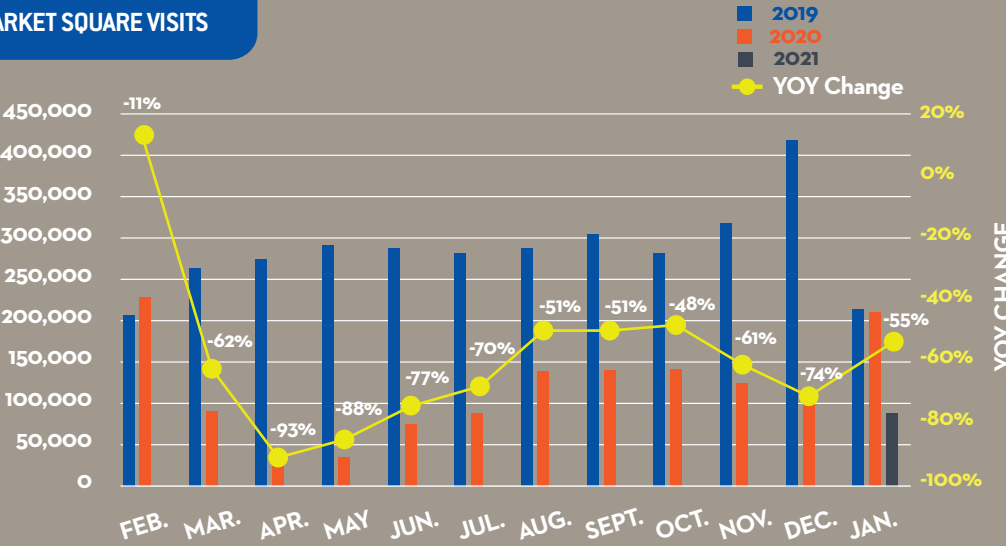
UNLINKED PASSENGER TRIPS



Source: Port Authority of Allegheny County.

MARKET SQUARE VISITS

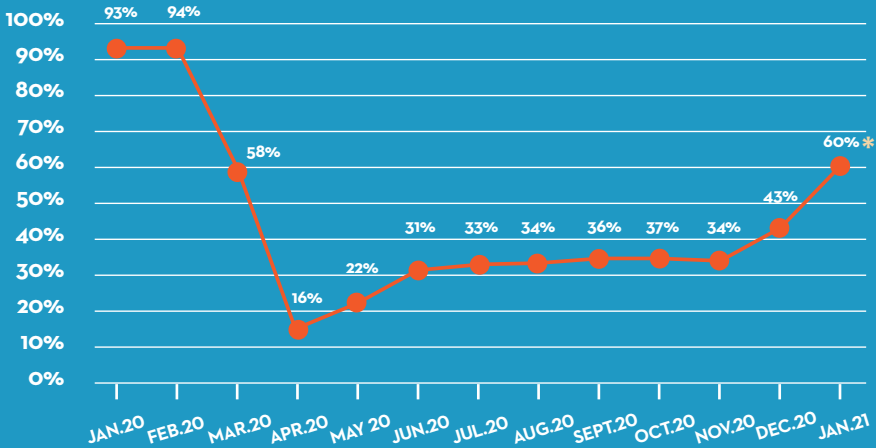
ESTIMATED VISITS



Source: Placer.ai

PPA DOWNTOWN PARKING GARAGE UTILIZATION

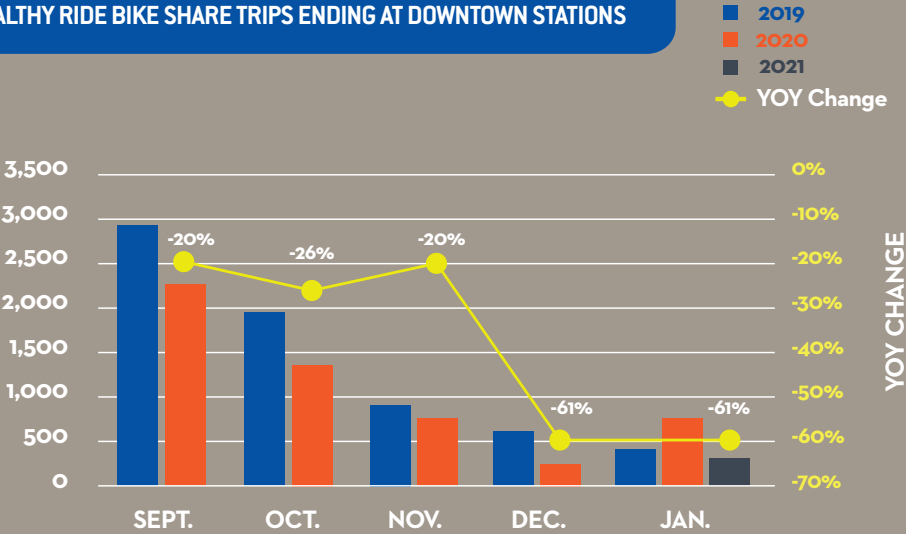
UTILIZATION



Source: Pittsburgh Parking Authority, Monthly Garage Utilization Rates (average of 11:00 a.m. and 2:00 p.m. utilization rates)
* The Second Ave. Plaza garage saw a spike in activity in January 2021, showing levels of increased utilization of 15-20% higher than the other garages in the dataset.

HEALTHY RIDE BIKE SHARE TRIPS ENDING AT DOWNTOWN STATIONS

TRIPS



Source: Healthy Ride Bike Share

REFORGE
DOWNTOWN



PITTSBURGH
DOWNTOWN
PARTNERSHIP