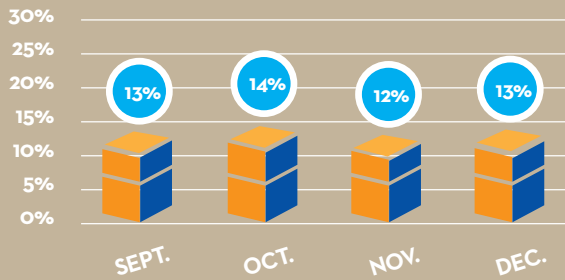


DOWNTOWN PITTSBURGH REACTIVATION METRICS

DATA AS OF
1/21/21

AVERAGE OFFICE BUILDING % OCCUPANCY

OCCUPANCY



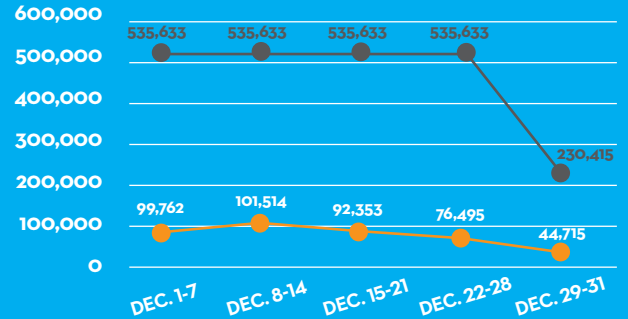
Source: Pittsburgh Downtown Partnership, Downtown property owners.
Note: Office building data has been sourced directly from Downtown properties.
The data is grouped in aggregate and is weighted by building square footage for a monthly average occupancy rate.

DECEMBER 2019 VS. 2020 WEEKLY BUS RIDERSHIP

● 2019
● 2020

Ridership Down But Transit System Remains Essential to Economic Rebound

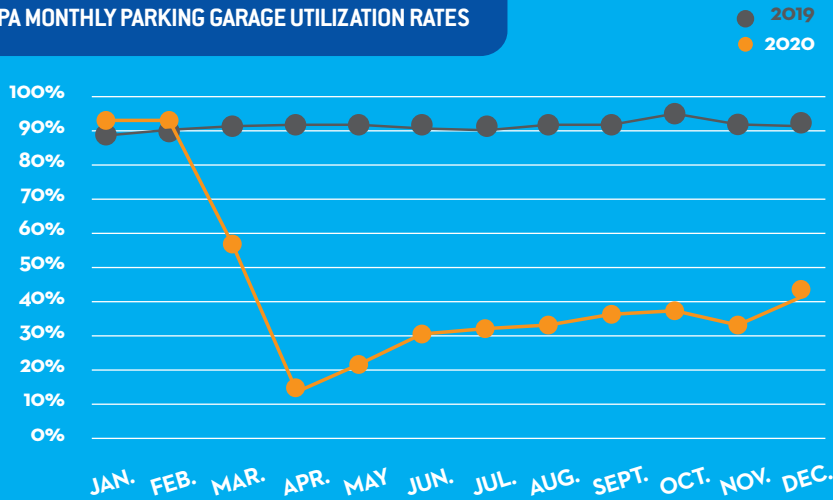
NUMBER OF TRIPS



Source: Port Authority of Allegheny County.
Note: data includes weekly unlinked passenger trips for bus ridership within the Golden Triangle.

PPA MONTHLY PARKING GARAGE UTILIZATION RATES

GARAGE UTILIZATION



Source: Pittsburgh Parking Authority Monthly Average Parking Garage Utilization Rates.
PPA Note: Monthly garage utilization rates are an average of 11:00 a.m. and 2:00 p.m. utilization rates.



BUSINESS UPDATES

CLOSING:

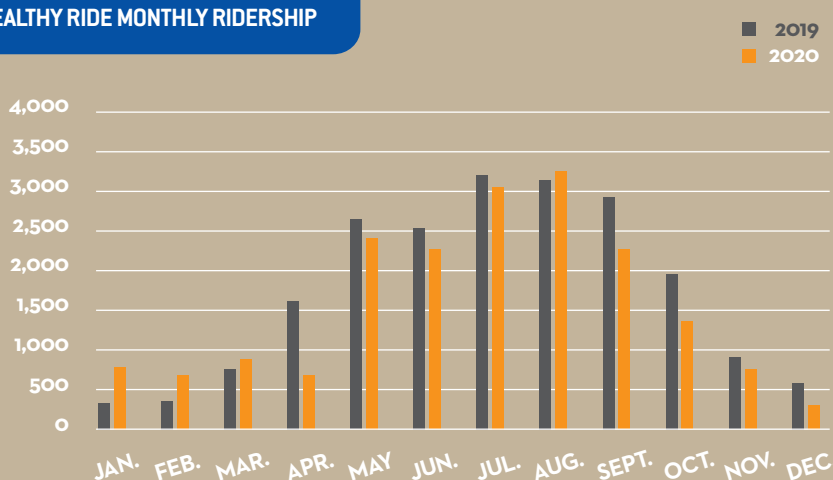
Pizzaiolo Primo located in Market Square is closed permanently

OPENING:

Rosewater Middle Eastern Grill recently opened at 808 Liberty Avenue

HEALTHY RIDE MONTHLY RIDERSHIP

RIDERSHIP COUNTS



Source: Healthy Ride Bike Share Average Monthly Ridership to the Central Business District.
Note: Counts reflect Healthy Ride Bike Share stations in the Golden Triangle Boundary only.